



outdoorScan3

THE SAFETY LASER SCANNER FOR OUTDOOR AUTOMATION

Safety laser scanners

SICK
Sensor Intelligence.



Certified for outdoors



The outdoorScan3 is designed to allow man and machine to work safely side by side and is certified for use in industrial production and logistics areas both inside and outside of buildings. This certification is based on the ISO 13849-1 and IEC 62998 standards, among others.

- +** Increase your productivity outdoors with safe human-machine cooperation

outdoor safeHDDM® scanning technology



The outdoorScan3 is exceptionally suitable for protecting both stationary and mobile outdoor applications. The patented safeHDDM® technology from SICK used in the safety laser scanner has been specifically enhanced for outdoor applications through the addition of special algorithms. It reliably detects people without the need for additional protective devices.

- +** You will be impressed with its high availability, even in unfavorable weather conditions

MOVING BEYOND LIMITS

The world's first IEC 62998-certified safety laser scanner for indoor and outdoor use opens up a whole new world of safe and easy automation.

With the outdoorScan3, people and machines can now work outside together safely. This leads to higher AGV (Automated Guided Vehicles) speeds and a continuous material flow between several production halls. Quite simply, the outdoorScan3 enables you to increase your productivity both indoors and outdoors.



Additional information:

→ www.sick.com/outdoorScan3

Intelligent functions



The outdoorScan3 can be adapted to suit a whole host of different applications using the Safety Designer configuration software. With 128 individually adjustable fields, 8 simultaneous protective fields, and simple measurement data output via Ethernet, the scanner is exceptionally versatile. SICK also offers a separate function block that enables automated, weather-dependent speed adjustment for AGVs.

- +** Take advantage of the high flexibility for your individual automation processes

Functional design

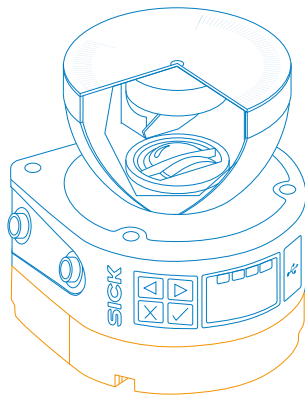


With its rugged design and the unique shape of the optics cover, the outdoorScan3 is perfectly suited for outdoor use. The vibration-resistant and shockproof mounting system gives the outdoorScan3 a real edge in this regard. Even commissioning is quick and easy in combination with the standard M12 cabling.

- +** Benefit from the user-friendly design optimized for outdoor use

A NEW DIMENSION OF AUTOMATION

Many logistics specialists, engineers, and safety officers have been eagerly awaiting the safe automation of industrial processes in the outdoor area. Human-machine cooperation outside of buildings opens up virtually limitless opportunities for present and future fields of application. The outdoorScan3 enables much more efficient and productive implementation of applications and also ensures maximum personal safety. It even features tried-and-tested technology that has been certified and optimized for outdoor use.



Tested by the “Outdoor Technology Center”

In the Outdoor Technology Center, the availability and reliability of the outdoorScan3 in harsh working environments are tested and advanced on a daily basis. Sensor solutions for automation in outdoor areas are tested here in seven test areas. A mobile test vehicle is in use, as are stationary applications for product and solution development.

Intuitive operation

With the outdoorScan3, commissioning and handling during operation are just as easy, intuitive, and convenient as with our safety laser scanners for indoor use. This is helped along by the Safety Designer configuration software in addition to a wide range of diagnostic options via the display, pushbuttons, or network.

Highly cost-effective

The low maintenance costs during operation and the excellent performance of the outdoorScan3 make it extremely cost-effective. The total cost of ownership is impressive compared to existing safety concepts, and you can even increase your productivity at the same time thanks to the safe and uncomplicated automation processes.

New automation options

What could not be automated in the past due to a lack of adequate safety concepts is now becoming economical. This creates the perfect opportunities for you to open up new business fields.





Facing challenging weather conditions

The outdoorScan3 works safely and reliably, even under challenging weather conditions. No matter if there's sun, rain, fog, or snow, the outdoorScan3 takes personal safety and productivity to a new level – regardless of potentially disruptive factors. With the optional AGV Dynamic Weather Assist, the outdoorScan3 also reacts dynamically to changing weather conditions.

Thanks to the reliable safety technology from SICK, you are always ideally prepared for any weather with the outdoorScan3.



Sunlight



Rain



Snow



Fog

outdoorScan3 – FOR DIVERSE FIELDS OF APPLICATION



Greater availability of AGVs due to weather-dependent speed adjustment

The safety requirements for mobile applications in outdoor areas are demanding: Personal safety must be ensured at all times in all weather conditions, even if the laser scanner gets dirty. At the same time, unplanned machine stops should be reduced.

The AGV Dynamic Weather Assist function block of the Flexi Soft safety controller makes it possible to adapt protective fields to changing weather conditions. The outdoorScan3 thus supports automated speed adjustments for the seamless connection of production and logistics processes in both indoor and outdoor environments.

For more information on the AGV Dynamic Weather Assist, visit

→ www.sick.com/AGV_Dynamic_Weather_Assist

Hazardous area protection for stationary applications

From basic safety mat replacement and presence detection through to protecting multiple hazardous areas at the same time, the outdoorScan3 is always the ideal choice. Suitable horizontal protective fields can be set up and monitored to protect against the dangers posed by hazardous machines, plants or open spaces. As we move towards the Smart Factory, we find humans, machines and autonomous systems working ever closer together. Safety for humans is always a primary focus, without ever losing sight of productivity.



Continuous status monitoring

The Monitoring Box from SICK is a browser application that lets you administer the sensor and machine data and visualize it in a dashboard. Status changes can be easily monitored and quickly diagnosed.

If necessary, an alert can be sent in the event of any significant change in the device status. This enables operators to intervene in a timely manner, thereby guaranteeing the availability and productivity of the safety laser scanners.

Additional information on the Monitoring Box

→ www.sick.com/monitoring-box



YOUR PARTNER FOR PRODUCTIVE OUTDOOR SAFETY SOLUTIONS

Once the foundations have been laid and the legal framework has been defined, you then have various options available when it comes to safely automating processes in the outdoor area. SICK can help you protect your individual applications.

Normative requirements

Machine safety is a crucial consideration for the outdoorScan3. In this context, the ISO 13849-1 safety standard defines the range of application for the laser scanner.

The systematic approach via IEC62998 allows for the intended use of the outdoorScan3 in outdoor areas.

Application requirements

To achieve the perfect balance between a high level of safety and a high level of availability, the environmental influences on the application as well as the installation conditions of the machine must be considered. This is particularly important for outdoor applications to ensure the expected availability is achieved.

Applications

- Industrial production and logistics areas
- Non-public areas: Access for authorized personnel only
- Moderate environmental conditions (similar to the temperate climates defined in IEC 60721-2-1, for example)

THE SAFETY LASER SCANNER FOR OUTDOOR AUTOMATION



Product description

The outdoorScan3 safety laser scanner protects people in a wide range of mobile and stationary outdoor areas. Thanks to intelligent algorithms and the outdoor safeHDDM® scanning technology, operation is reliable even if weather conditions are unfavorable, which

considerably increases productivity. The outdoorScan3 stands out thanks to the rugged housing, smart connectivity and advanced diagnostic functions. The Safety Designer configuration software from SICK also enables intuitive operation.

At a glance

- Certified in accordance with ISO 13849 and IEC 62998 for protection of persons for indoor and outdoor use
- Outdoor safeHDDM® scanning technology
- Individual field settings
- Optimized product design for outdoor use
- Protective field range: 4 m
- Up to 128 freely configurable fields
- Safe networking with Flexi Soft safety controller

Your benefits

- High productivity due to safe human-machine cooperation in outdoor areas
- Outstanding availability even under unfavorable weather conditions
- Flexibility for safe, customized automation processes
- User-friendly and suitable for outdoor use
- Easy access to diagnostic data
- Precise localization due to highly precise measurement data
- Continuous material flow due to intralogistics processes beyond the limits of the factory



More information

Technical data in detail.....	9
Ordering information.....	11
Dimensional drawing.....	12
Pin assignment.....	13
Accessories.....	14

→ www.sick.com/outdoorScan3

For more information, simply enter the link or scan the QR code to get direct access to technical data, CAD design models, operating instructions, software, application examples, and much more.



Technical data in detail

More information can be found in the operating instructions. Download → www.sick.com/outdoorScan3

Features

	outdoorScan3 Core I/O	outdoorScan3 Pro – EtherNet/IP™
Protective field range	4 m	
Warning field range	40 m	
Number of simultaneously monitored protective fields	≤ 4 ¹⁾	≤ 8
Number of fields	8 ²⁾	128
Number of monitoring cases	2	128
Scanning angle	275°	
Resolution (can be configured)	50 mm, 70 mm	
Angular resolution	0.39°	
Response time	≥ 90 ms	≥ 115 ms
Protective field supplement	65 mm	

¹⁾ Please note the number of available OSSD pairs.

²⁾ Please note the number of available inputs and OSSD pairs.

Safety-related parameters

	outdoorScan3 Core I/O	outdoorScan3 Pro – EtherNet/IP™
Type	Type 3 (IEC 61496)	
Safety integrity level	SIL2 (IEC 61508) SILCL2 (EN 62061)	
Category	Category 3 (ISO 13849)	
Performance level	PL d (ISO 13849)	
Performance class SRS/SRSS	Performance class D (IEC/TS 62998)	
PFH ₀ (mean probability of a dangerous failure per hour)	8.0 x 10 ⁻⁸ (ISO 13849)	
T _M (mission time)	20 years (ISO 13849)	
Safe status when a fault occurs	In each OSSD pair, at least one OSSD is in the OFF state.	The safety outputs via the network are logic 0.

Functions

	outdoorScan3 Core I/O	outdoorScan3 Pro – EtherNet/IP™
Restart interlock	✓	
External device monitoring (EDM)	✓	-
Multiple sampling	✓	
Monitoring case switching	✓	
Simultaneous monitoring	✓	
Static protective field switching	✓	
Integrated configuration memory	✓	
Measurement data output via Ethernet	-	✓

Interfaces

outdoorScan3 Core I/O

Connection type	Male connector, M12, 8 pin, A-coded (common male connector for voltage supply and inputs and outputs)
Universal I/O	3
Outputs	
OSSD pairs	1
Configuration method	PC with Safety Designer (configuration and diagnostic software)
Configuration and diagnostic interface	USB 2.0, mini USB
Status indicators	Graphical color display, LEDs

outdoorScan3 Pro – EtherNet/IP™

Connection type	
Voltage supply	1 x male connector, M12, 4-pin, A-coded.
Fieldbus, industrial network	2 x female connector, M12, 4-pin, D-coded
Universal I/O	3
Outputs	
OSSD pairs	0
Safety outputs via network	8
Configuration method	PC with Safety Designer (configuration and diagnostic software)
Configuration and diagnostic interface	USB 2.0, mini USB
Fieldbus, industrial network	EtherNet/IP™
Protocol	CIP Safety™
Device characteristics	Common Industrial Protocol: The CIP Networks Library Volume 1, Edition 3.20 EtherNet/IP™: The CIP Networks Library Volume 2, Edition 1.21 CIP Safety™: The CIP Networks Library Volume 5, Edition 2.13
Topology support	DLR (Device Level Ring)
Status indicators	Graphical color display, LEDs

Electrical data

	outdoorScan3 Core I/O	outdoorScan3 Pro – EtherNet/IP™
Protection class	III (EN 61140)	
Supply voltage U_v	24 V DC (16.8 V DC ... 30 V DC)	
Power consumption	7 W (without output load)	

Mechanical data

	outdoorScan3 Core I/O	outdoorScan3 Pro – EtherNet/IP™
Dimensions (W x H x D)	112 mm x 135 mm x 111 mm	112 mm x 151 mm x 111 mm
Weight	1.15 kg	1.45 kg
Housing material	Aluminum	
Housing color	RAL 2004 (pure orange), RAL 9005 (black)	
Optics cover material	Polycarbonate	
Optics cover surface	Outside with scratch-resistant coating	

Ambient data

	outdoorScan3 Core I/O	outdoorScan3 Pro – EtherNet/IP™
Enclosure rating	IP65 (IEC 60529)	
Ambient light immunity	Halogen light ≤ 12,000 lx (IEC 61496-3) Sunlight ≤ 40,000 lx (IEC 61496-3)	
Ambient operating temperature	-25 °C ... +50 °C	
Storage temperature	-25 °C ... +70 °C	
Ambient conditions	Rain 10 mm/h ¹⁾ Snowfall ≤ 3 mm/h (SWE, Snow Water Equivalent) ¹⁾ Fog ≥ 50 m (MOR, Meteorological Optical Range) ¹⁾	
Vibration resistance	0.35 mm, 10 Hz ... 60 Hz (IEC 60068-2-6, IEC 61496-1, CLC/TS 61496-3) 5 g, 60 Hz ... 150 Hz (IEC 60068-2-6, IEC 61496-1, CLC/TS 61496-3)	
Shock resistance	Continuous shock 10 g, 16 ms (IEC 60068-2-27, IEC 61496-3)	
EMC	IEC 61496-1, IEC 61000-6-2, IEC 61000-6-4	

¹⁾ More detailed information can be found in the operating instructions, "Project planning" chapter.

Other data

	outdoorScan3 Core I/O	outdoorScan3 Pro – EtherNet/IP™
Type of light	Pulsed laser diode	
Shaft Length	845 nm	
Detectable remission	1.8% ... several 1,000%	
Laser class	1M (21 CFR 1040.10 and 1040.11, IEC 60825-1)	

Ordering information

outdoorScan3 scope of delivery:

- Safety laser scanner with system plug
- Cover plate (for EtherNet/IP™)
- Safety note
- Mounting instructions
- Operating instructions for download → www.sick.com/outdoorScan3
- Safety Designer (configuration and diagnostic software) for download → www.sick.com/safety_designer

Variant	Integration in the control	Protective field range	Type	Part no.
outdoorScan3 Core I/O	Local inputs and outputs (I/O)	4 m	MICS3-AAUZ40AZ1P01	1094452
outdoorScan3 Pro – EtherNet/IP™	CIP Safety™ over EtherNet/IP™	4 m	MICS3-CBUZ40IZ1P01	1094472

Function block of AGV Dynamic Weather Assist:

System requirements:

- The function block requires (at least) one outdoorScan3 safety laser scanner and one Flexi Soft CPU0 safety controller.

Scope of delivery:

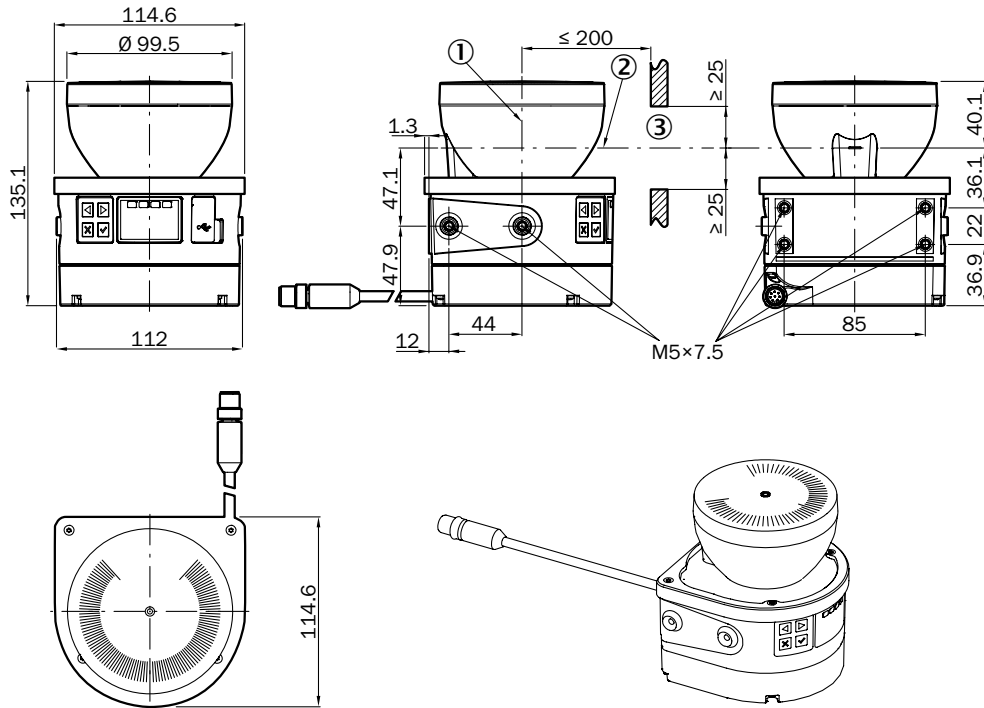
- Software (Safety Designer project file with control logic) as well as operating instructions

Variant	Product type	Configuration software	Safety controller	Type	Part no.
AGV Dynamic Weather Assist	Software	Safety Designer	Flexi Soft	SOW/DWA-FX00402010	1615375

For more information, visit → www.sick.com/AGV_Dynamic_Weather_Assist

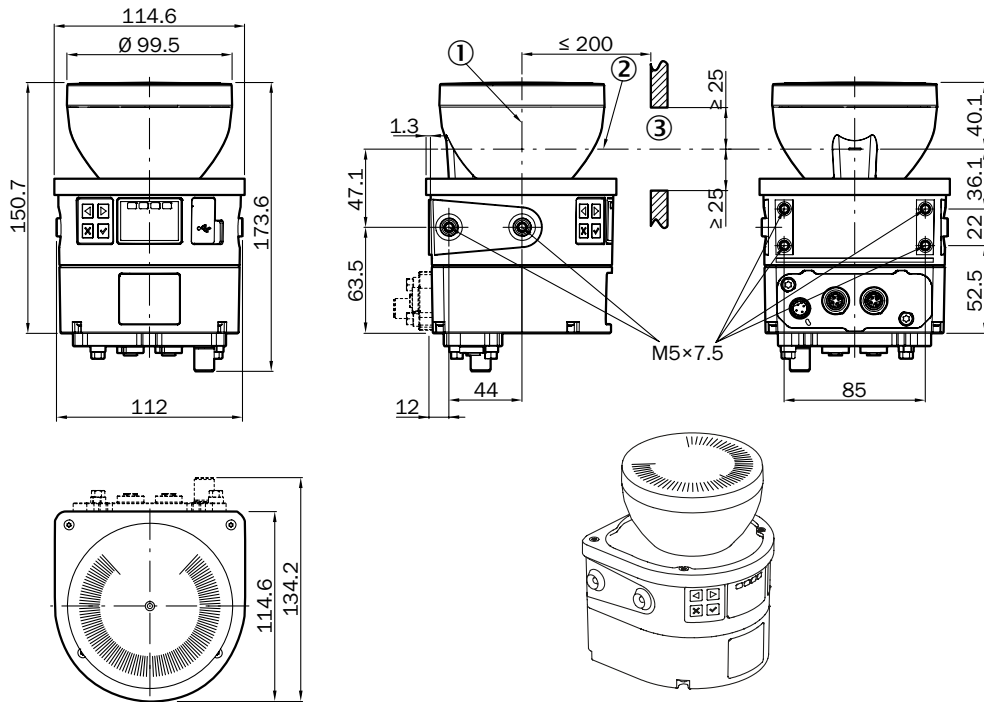
Dimensional drawing

outdoorScan3 Core I/O



- ① Mirror rotational axis
- ② Scan plane
- ③ Required viewing slit

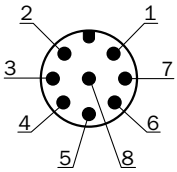
outdoorScan3 Pro – EtherNet/IP™



- ① Mirror rotational axis
- ② Scan plane
- ③ Required viewing slit

Pin assignment

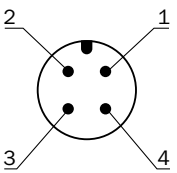
outdoorScan3 Core I/O



PIN	Designation	Function
1	+24 V DC	+24 V DC supply voltage
2	OSSD 1.A	OSSD pair 1, OSSD A
3	0 V DC	Supply voltage 0 V DC
4	OSSD 1.B	OSSD pair 1, OSSD B
5	Uni I/O 1	Universal I/O 1, configurable
6	Uni I/O 2	Universal I/O 2, configurable
7	Uni I/O 3	Universal I/O 3, configurable
8	FE	Functional earth/shield

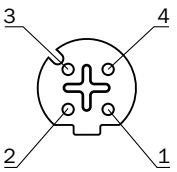
outdoorScan3 Pro – EtherNet/IP™

Voltage supply



PIN	Designation	Function
1	+24 V DC	+24 V DC supply voltage
2	NC	Not connected
3	0 V DC	Supply voltage 0 V DC
4	FE	Functional earth/shield

EtherNet/IP™ (2 x)



PIN	Designation	Function
1	TX+	Send data +
2	RX+	Receive data +
3	TX-	Send data -
4	RX-	Receive data -
Housing	SH	Shielding






Accessories required for commissioning

Description	Quantity	Scope of delivery	Additional information	outdoorScan3 Core I/O	outdoorScan3 Pro – EtherNet/IP™
Mounting kit	1	-	→ Mounting brackets and plates	●	●
I/O connecting cable	1	-	→ Plug connectors and cables	●	-
Connecting cable for EtherNet/IP™	1	-	→ Plug connectors and cables	-	●
M12-RJ45 connection cable for EtherNet/IP™	1	-	→ Plug connectors and cables	-	●
Connection cable for configuration and diagnostics	1	-	→ Plug connectors and cables	●	-
Safety Designer (configuration and diagnostic software)	1	-	→ www.sick.com/safety_designer	●	●
Operating instructions	1	-	→ www.sick.com/outdoorScan3	●	●

Accessories


Mounting systems

Mounting brackets and plates

Figure	Description	Packing unit	Type	Part no.		
	Mounting bracket	1 item	Mounting kit 1a	2073851	●	●
	Mounting bracket with optics cover protection	1 item	Mounting kit 1b	2074242	●	●
	Alignment bracket, alignment with cross-wise axis and depth axis possible, distance between mounting surface and device: 22.3 mm, only in conjunction with mounting kit 1a (2073851) or 1b (2074242)	1 item	Mounting kit 2a	2073852	●	●
	Alignment bracket, alignment with cross-wise axis and depth axis possible, distance between mounting surface and device: 52.3 mm, only in conjunction with mounting kit 1a (2073851) or 1b (2074242)	1 item	Mounting kit 2b	2074184	●	●
	Alignment bracket with protection for the optics cover, alignment with cross-wise axis and depth axis possible	1 item	Mounting kit 3	2103049	●	●


Device protection (mechanical)

Protective housing and pipes

	Description	Type	Part no.		
	Weather hood, only in conjunction with mounting kit 3 (2103049)	Weather hood	2103050	●	●

Other mounting accessories

Mounting tools

Figure	Description	Type	Part no.	outdoorScan3 Core I/O	outdoorScan3 Pro - EtherNet/IP™
	For loosening M12 plug connectors at the system plug, and tightening them with a defined torque (0.4 Nm), shank length: 100 mm, hexagonal recess: 4 mm, knurl diameter: 15 mm	Torque screwdriver with attachment for M12 plug connectors	2081618	-	●

Connectivity

Plug connectors and cables

Connecting cables

Figure	Connection type		Type	Wire cross-section	Length of cable	Type	Part no.		
	Flying leads	PUR, halogen-free, unshielded	0.75 mm ²	2 m	DOL-1204G02MC75KM0	2079290	-	●	
				5 m	DOL-1204G05MC75KM0	2079291	-	●	
				10 m	DOL-1204G10MC75KM0	2079292	-	●	
				20 m	DOL-1204G20MC75KM0	2089703	-	●	
	Flying leads	PUR, halogen-free, shielded	0.75 mm ²	2 m	YG2A64-020UE1XLEAX	2108122	-	●	
				10 m	YG2A64-100UE1XLEAX	2108123	-	●	
	Flying leads	PUR, halogen-free, unshielded	0.75 mm ²	2 m	DOL-1204W02MC75KM0	2079293	-	●	
				5 m	DOL-1204W05MC75KM0	2079294	-	●	
				10 m	DOL-1204W10MC75KM0	2079295	-	●	
				20 m	DOL-1204W20MC75KM0	2089704	-	●	
	Flying leads	PUR, shielded	0.155 mm ²	2 m	YF2A68-020UA7XLEAX	2108120	●	-	
				30 m	YF2A68-300UA7XLEAX	2108133	●	-	
	Flying leads	PUR, halogen-free, unshielded	0.25 mm ²	2 m	DOL-1208G02MD25KM1	2079314	●	-	
				5 m	DOL-1208G05MD25KM1	2079315	●	-	
				10 m	DOL-1208G10MD25KM1	2079316	●	-	
				20 m	DOL-1208G20MD25KM1	2092105	●	-	
				30 m	DOL-1208G30MD25KM1	2092106	●	-	

Connection cables

Figure	Connection type		Type	Wire cross-section	Length of cable	Type	Part no.	outdoorScan3 Core I/O	outdoorScan3 Pro - EtherNet/IP™	
	Male connector, M12, 4-pin, straight	Male connector, M12, 4-pin, straight	PUR, halogen-free, shielded	2 x 2 x 0.14 mm ²	2 m	YM2D24-020PN1M2D24	2106159	-	●	
					5 m	SSL-1204-G05ME90	6045277	-	●	
					10 m	SSL-1204-G10ME90	6045279	-	●	
					20 m	SSL-1204-G20ME90	6063693	-	●	
		Male connector, RJ45, 4-pin, straight	PUR, halogen-free, shielded	-	2 m	YM2D24-020PN1MRJA4	2106182	-	●	
					5 m	YM2D24-050PN1MRJA4	2106184	-	●	
					10 m	YM2D24-100PN1MRJA4	2106185	-	●	
		Male connector, RJ45, 8-pin, straight	PUR, halogen-free, shielded	2 x 2 x 0.14 mm ²	20 m	SSL-2J04-G20ME60	6063700	-	●	
		Male connector, M12, 4-pin, straight	Male connector, M12, 4-pin, straight	PUR, halogen-free, shielded	2 x 2 x 0.14 mm ²	2 m	SSL-1204-H02ME90	6047908	-	●
						5 m	SSL-1204-H05ME90	6047909	-	●
	10 m					SSL-1204-H10ME90	6047910	-	●	
	20 m					SSL-1204-H20ME90	6063694	-	●	
	Male connector, M12, 4-pin, angled		PUR, halogen-free, shielded	0.14 mm ²	2 m	SSL-1204-W02ME	6050632	-	●	
					5 m	SSL-1204-W05ME	6050633	-	●	
					10 m	SSL-1204-W10ME	6050634	-	●	
	Male connector, RJ45, 4-pin, straight		PUR, halogen-free, shielded	-	2 m	YN2D24-020PN1MRJA4	2106162	-	●	
					5 m	YN2D24-050PN1MRJA4	2106163	-	●	
					10 m	YN2D24-100PN1MRJA4	2106164	-	●	
	Male connector, RJ45, 4-pin, straight	PUR, shielded	2 x 2 x 0.34 mm ²	2 m	YN2D34-020PN4MRJA4	2108116	-	●		
				10 m	YN2D34-100PN4MRJA4	2108141	-	●		
	Male connector, RJ45, 8-pin, straight	PUR, halogen-free, shielded	2 x 2 x 0.14 mm ²	20 m	SSL-2J04-H20ME	6063701	-	●		


- **Description:** For connecting the configuration connection to the USB interface of the PC

Figure	Connection type		Type	Length of cable	Type	Part no.		
	Male connector, USB-A, straight	Male connector, mini USB, straight	Shielded	3 m	Connection cable	6042517	●	●
				5 m	Connection cable	6053566	●	●

- **Description:** Used to extend the USB interface by 10 m. The cable can be extended up to 20 m by plugging in another 10 m extension.

Figure	Connection type		Type	Length of cable	Type	Part no.		
	Male connector, USB-A, straight	Female connector, USB-A, straight	Unshielded	10 m	USB extension cable, repeater	6069292	●	●

Power supply units and power supply cables

Figure	Input voltage	Output voltage	Output current	Type	Part no.	outdoorScan3	outdoorScan3
						Core I/O	Pro - EtherNet/IP™
 Illustration may differ	100 V AC to 240 V AC	+24 V DC	≤ 2.1 A	PS50WE24V	7028789	●	●
			≤ 3.9 A	PS95WE24V	7028790	●	●






Reflectors and optics

Lens cloths


Figure	Description	Type	Part no.		
	Cloth for cleaning the front screen	Lens cloth	4003353	●	●

Additional accessories


Test and monitoring tools

Figure	Description	Scope of delivery	Type	Part no.		
	50 mm diameter, 500 mm length	-	Test rod 50 mm	2095105	●	●
	70 mm diameter, 500 mm length	-	Test rod 70 mm	2095139	●	●
	Test rod holder for test rods with 50 mm and 70 mm diameter	-	Test rod holder	4096204	●	●
 Illustration may differ	Alignment aid for detecting the infrared light of SICK sensors.	Alignment aid, pedestal, display aid, mounting instructions	Alignment aid	2101720	●	●
 Illustration may differ	Scan finder, receiver for localizing infrared scans	-	LS-80L scan finder	6020756	●	●



Cleaning agent

Figure	Description	Type	Part no.	outdoorScan3 Core I/O	outdoorScan3 Pro – EtherNet/IP™
	Plastic cleaner and polish, anti-static, 0.5 liters	Plastic cleaner	5600006	●	●



Spare parts

Figure	Description	Type	Part no.		
	Cover plate (91.8 mm x 31.3 mm) with screws for closing the unused opening for the system plug	outdoorScan3 cover plate spare part set	2101643	-	●

Replacement sensors without system plug

Figure	Integration in the control	Protective field range	Spare part for	Type	Part no.		
	Local inputs and outputs (I/O)	4 m	1094452	MICS3-AAUZ40AZ1	1094451	●	-
	CIP Safety™ over EtherNet/IP™	4 m	1094472	MICS3-CBUZ40IZ1	1094471	-	●

System plug

Figure	Description	Type	Type	Part no.		
	System connection: Cable 250 mm with male connector M12, 8-pin	Integrated configuration memory	MICSX-UBIZZZZ1	2101638	●	-
	System connection: Voltage supply: 1 x M12 male connector, 4-pin, A-coded, Ethernet: 2 x M12 female connector, 4-pin, D-coded	Integrated configuration memory	MICSX-RANZZZ1	2102812	-	●

For additional accessories, visit → www.sick.com/outdoorScan3

REGISTER NOW AT WWW.SICK.COM AND ENJOY THE FOLLOWING BENEFITS






- ✔ View net price and individual discount for each product.
- ✔ Simple ordering and delivery tracking.
- ✔ Overview of all quotes and orders.
- ✔ Create, save and share personalized wish lists.
- ✔ Direct ordering: place large orders quickly.
- ✔ View status of all quotes and orders. Notification by e-mail in the event of status changes.
- ✔ Simple reuse of previous orders.
- ✔ Convenient export of quotes and orders in the right format for your systems.



SERVICES FOR MACHINES AND SYSTEMS: SICK LifeTime Services

The sophisticated and versatile LifeTime Services perfectly complement SICK’s comprehensive product range. Services range from product-independent consulting to traditional product services.



- 
Consulting and design
 Secure and professional
- 
Product and system support
 Reliable, fast, and on-site
- 
Verification and optimization
 Safe and regularly tested
- 
Upgrade and retrofits
 Simple, safe, and economical
- 
Training and education
 Practical, focused, and professional

SICK AT A GLANCE

SICK is a leading manufacturer of intelligent sensors and sensor solutions for industrial applications. With more than 10,000 employees and over 50 subsidiaries and equity investments as well as numerous agencies worldwide, SICK is always close to its customers. A unique range of products and services creates the perfect basis for controlling processes securely and efficiently, protecting individuals from accidents, and preventing damage to the environment.

SICK has extensive experience in various industries and understands their processes and requirements. With intelligent sensors, SICK delivers exactly what the customers need. In application centers in Europe, Asia, and North America, system solutions are tested and optimized in accordance with customer specifications. All this makes SICK a reliable supplier and development partner.

Comprehensive services round out the offering: SICK LifeTime Services provide support throughout the machine life cycle and ensure safety and productivity.

That is “Sensor Intelligence.”

Worldwide presence:

Australia, Austria, Belgium, Brazil, Canada, Chile, China, Czech Republic, Denmark, Finland, France, Germany, Great Britain, Hungary, Hong Kong, India, Israel, Italy, Japan, Malaysia, Mexico, Netherlands, New Zealand, Norway, Poland, Romania, Russia, Singapore, Slovakia, Slovenia, South Africa, South Korea, Spain, Sweden, Switzerland, Taiwan, Thailand, Turkey, United Arab Emirates, USA, Vietnam.

Detailed addresses and further locations → www.sick.com